

AI Road Traffic Speed Dome Camera



IP66

AF Lens

DATASHEET

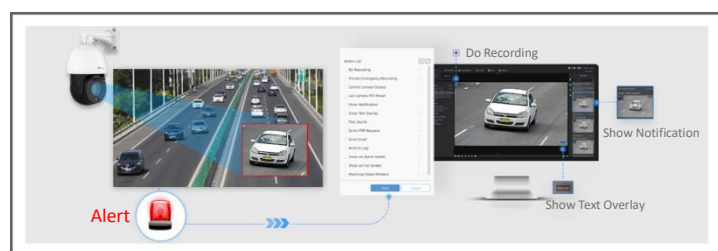


KEY FEATURES

- ▶ Superior Image Quality (Starlight Sensor, Smart IR II Technology and high frame rate are supported for an excellent image quality.)
- ▶ Evidence Camera Linkage (Link with any regular cameras to capture the overview snapshots as evidence.)
- ▶ LPR Smart Search (Relevant videos can be found quickly by searching for only a portion of the target suspect vehicle's features, such as vehicle type & color, plate color, plate number, direction and etc.)

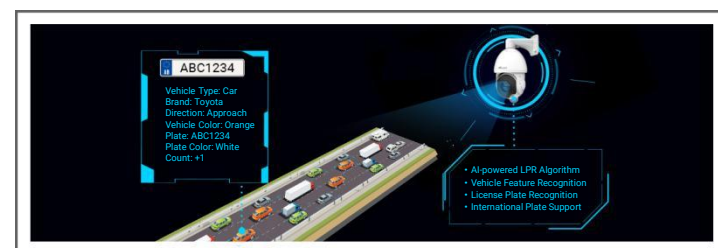
Traffic Violation Detection

AI-based road traffic cameras accurately detect and alert violation events such as No-plate Vehicle Detection, Specific Lane Detection, Reverse Driving Detection, Black/White List Detection and Vehicle Event Detection based on recognized vehicle features.



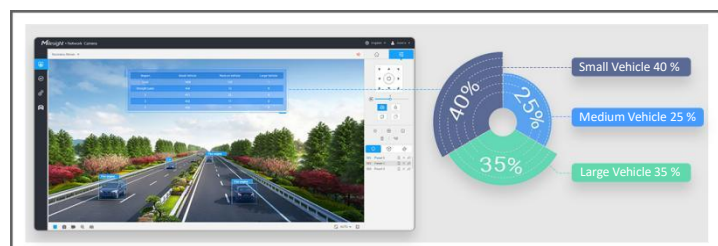
Intelligent AI-powered LPR Algorithm

The AI Road Traffic Speed Dome Camera can not only recognize vehicle plates in real time, but also identify more vehicle features, like vehicle type, color, etc., generating reliable traffic insights to improve safety and mobility.



Traffic Flow Statistics

Traffic flow statistics greatly enhance traffic management capabilities. The vehicle counting result based on vehicle type, vehicle make and various vehicle features can be shown intuitively in camera's live view and the camera can also generate useful report insights to aid in improved decision-making.



Smart Rain-Sensing Wiper (Optional)

The rain sensor is used to detect the rain, realizing a smarter control of the wiper function. The speed and frequency of the wiper are intelligently adjusted according to the rain. By smart rain-sensing wiper, AI Road Traffic Speed Dome Camera can clear rainwater automatically, providing sharp images even in rainy days.



AI Road Traffic Speed Dome Camera



	Name	TS4441-X36RPE (4MP)	TS4441-X36RPE /W (4MP)
Camera	Image Sensor	1/1.8" Progressive Scan CMOS	
	Min. Illumination	Color: 0.002Lux@F1.55 B/W: 0Lux with IR on	
	WDR	140dB Super WDR	
	Shutter Time	1/100000s~1s	
	Digital Zoom	16X	
	Day/Night Mode	Day/Night/Auto/Customize/Schedule	
	S/N	>55dB	
Lens	Focal Length	5.7~205.2mm, 36X Optical Zoom	
	Zoom Speed	Approx 7s (Wide-Tele)	
	Field of View	H63°~H3°/D69°~D3°/ V38°~V1°	
	Focus Control	Auto/Semi-Auto/Manual	
	Minimum Working Distance	1500/1500mm (Wide/Tele)	
	Aperture	F1.55~F4.8	
	Iris Control	Auto	
Road Traffic Management	Max. Vehicle Speed	200km/h	
	Recognition Accuracy	>95%	
	Coverage	2 lanes	
	Country Region Supported	More than 80 countries and regions	
	Illumination Distance	Up to 290m during the day; Up to 110m during the night with illumination	
	Attributes Identification	Plate Color, Vehicle Type, Vehicle Color, Vehicle Brand, No-plate Vehicle Capture	
	Smart Traffic Function	Evidence Camera Linkage, Vehicle Counting Based on Vehicle Type, Specific Lane Management	
	White/Black List	Up to 20000 records inside the camera	
	LPR Smart Search	Support	
Interface	Ethernet	1*RJ45 10M/100M Ethernet Port	
	Audio I/O	1/1	
	Alarm I/O	4/2	
	RS485	Support	
PTZ	Pan Range/Pan Speed	360°endless / Pan Manual Speed: 0.1°~250°/s, Pan Preset Speed: 250°/s	
	Tilt Range/Tilt Speed	-5°~90°(Auto Flip) / Tilt Manual Speed: 0.1°~160°/s, Tilt Preset Speed: 160°/s	
	Proportional Zoom	Support	
	Preset Quantity	300	
	Patrol	8 Patrols, up to 48 presets each patrol	
	Pattern	4 Patterns	

AI Road Traffic Speed Dome Camera



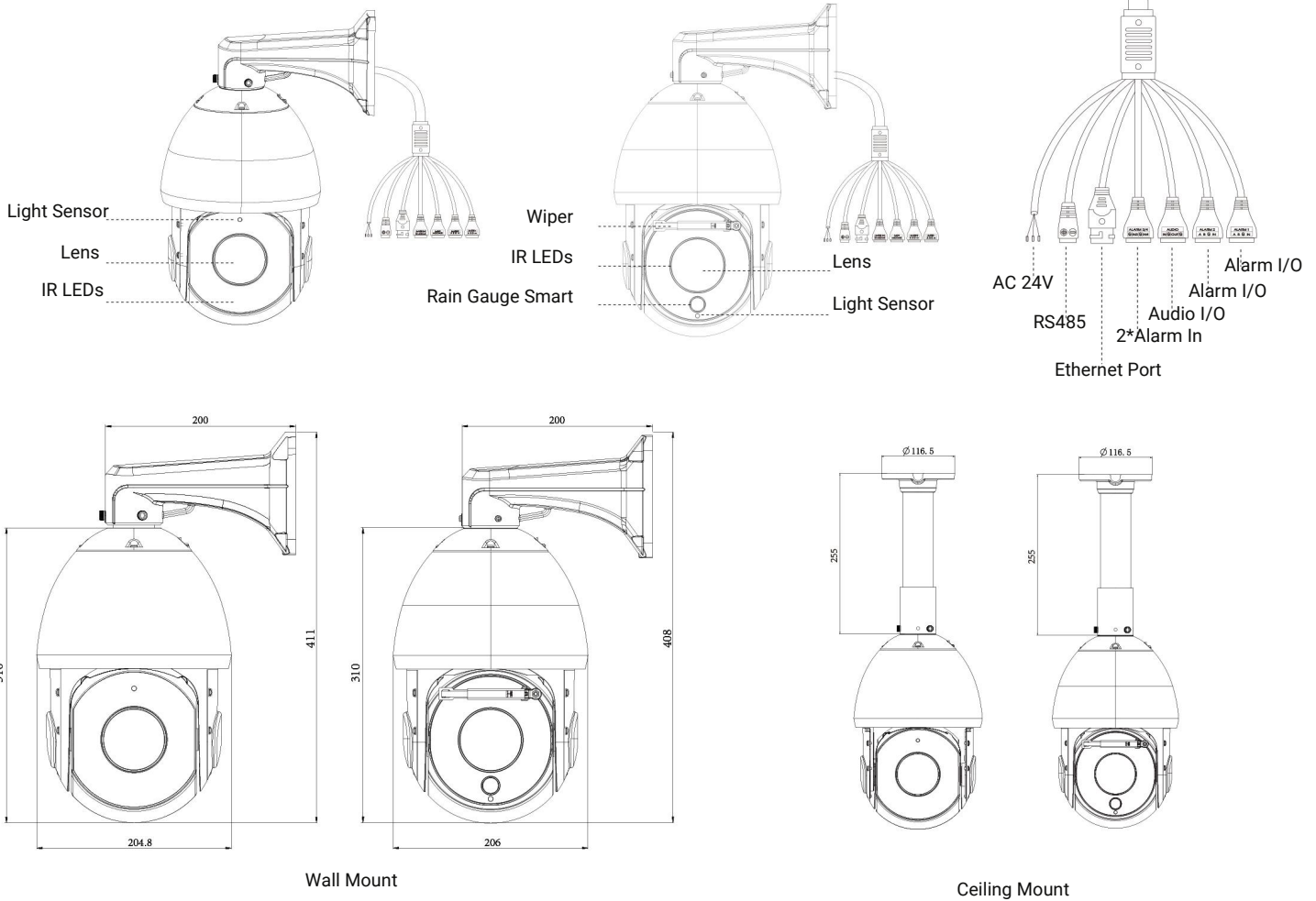
PTZ	Power Off Memory	Support	
	Other Function	Auto Scan, Auto Home, Preset Freezing, 3D Positioning, PTZ Limits, Initial Position	
Video	Max. Image Resolution	2688x1520	
	Primary Stream	60Hz: 60fps@(2688x1520, 2304x1296, 1920x1080, 1280x720) 50Hz: 50fps@(2688x1520, 2304x1296, 1920x1080, 1280x720)	
	Secondary Stream	60Hz: 60fps@(704x576, 640x480, 640x360, 352x288, 320x240) 50Hz: 50fps@(704x576, 640x480, 640x360, 352x288, 320x240)	
	Tertiary Stream	60Hz: 30fps@(1280x720, 704x576, 640x480, 640x360, 320x240) 50Hz: 25fps@(1280x720, 704x576, 640x480, 640x360, 320x240)	
	Video Compression	H.265*/H.265(HEVC)/H.264*/H.264/MJPEG	
	Video Bit Rate	16Kbps~16Mbps(CBR/VBR Adjustable)	
	Privacy Masking	Up to 28 areas(24 mask areas and 4 mosaic areas)	
	ROI	Up to 8 areas	
	Image Setting	Brightness/Contrast/Saturation/Sharpness	
Network	Network Storage	NAS(Support NFS, SMB/CIFS), ANR	
	Protocol	IPv4/IPv6, ARP, TCP, UDP, RTCP, RTP, RTSP, RTMP, HTTP, HTTPS, DNS, DDNS, DHCP, FTP, NTP, SMTP, SNMP, UPnP, Bonjour, SIP, PPPoE, VLAN, 802.1x, QoS, IGMP, ICMP, SSL	
Audio	Audio Compression	G.711/AAC/G.722/G.726	
	Audio Sampling Rate	8/16/32/44.1/48KHz	
	Audio Bit Rate	16~256kbps	
	Two-way Audio	Support	
System	System Compatibility	API, HTTP, TCP, ONVIF Profile G & S & T	
	Storage	Support microSD/SDHC/SDXC Card Local Storage, up to 1TB	
	Advanced Function	BLC, HLC, 2D DNR, 3D DNR, Defog, AWB, EIS, IP Address Filtering, AGC, Anti-flicker, Corridor Mode, Deblur, Watermark	
	SIP/VoIP Support	Yes, Voice & Video-over-IP	
	Event Trigger	Black/White List, Attributes Event, Motion Detection, Network Disconnection, External Input, Audio Alarm, etc.	
	Event Action	FTP Upload, SMTP Upload, SD Card Record, External Output, SIP Phone, PTZ Motion, HTTP Notification, etc.	
General	Working Temperature	-40℃~60℃	
	Working Humidity	0~95%(Non-condensing)	
	Power Supply	PoE (802.3at) / AC 24V/3A±10%	
	Power Consumption	13W MAX / 23W MAX (With IR on)	
	Weather Proof	Up to IP66-rated for Weather-resistant Performance / Vandal-proof IK10-rated Metal Housing(Optional)	Up to IP66-rated for Weather-resistant Performance
	Heater	Support	
	Wiper	-	Support
	Surge Protection	6KV	
	Dimensions/Weight	Φ205mmX308mm/4Kg	
	Warranty	2 Years / 3 Years (Optional)	

V1.1

AI Road Traffic Speed Dome Camera



Structure Diagrams



Units: mm

Accessories Support

A41 Wall Mount(Default)

Weight: 400g
Dimensions: 200*129*100mm



A01 Pole Mount

Weight: 720g
Dimensions: 170*51.5*152.6mm



A03 External Corner Bracket

Weight: 900g
Dimensions: 170*152.5*76.3mm



A42 Pendant Mount

Weight: 650g
Dimensions: 116.5*255mm



A42-L Extension Lever

Weight: 325g
Dimension: 57*255mm



A43 Junction Box

Weight: 1000g
Dimensions: 195*164*80mm



Milesight | www.milesight.com

Contact Us: sales@milesight.com support@milesight.com

Add: Building c09, Software Park
Phase III, Xiamen 361024, Fujian, China
Tel: +86-592-5922772

